



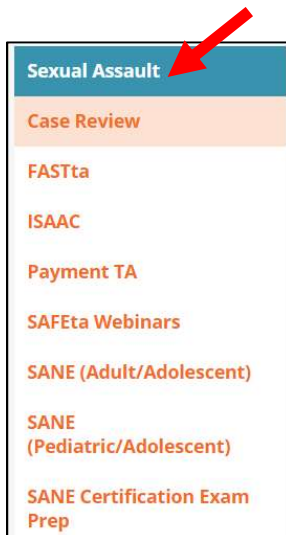
# INTERNATIONAL ASSOCIATION OF Forensic Nurses

**To access the webinar with CEUs please follow these steps:**

1. Enter the IAFN LMS site [here](https://www.forensicnurses.org/page/OLCAccess) (<https://www.forensicnurses.org/page/OLCAccess>).
2. Select I have an account - this will take you to either your LMS account or prompt you to log in, if you are not already logged in.
3. Once in your LMS account click on your course catalog located on the menu bar along the left side of the screen.



4. Once in the course catalog – under Sexual Assault find the correct grant. You will know which grant based on this website: IAFN Webinars (<https://www.safeta.org/page/85>)



ARCHIVED WEBINARS

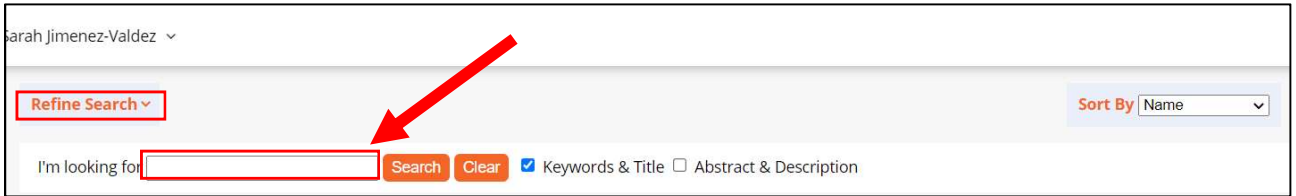
Click the boxes below to view recordings of past webinars offered by each project. Many recordings offer a certificate of attendance for those completing the evaluation. Some recordings offer Nursing Contact Hours for IAFN members.

SAFeta	Exam Payment	FASTta (Forensic Medical & Advocacy Services for Tribes)
ISAAC (Indigenous Sexual Assault and Abuse Clearinghouse)	Tribal Forensic Healthcare Project	IAFN's Online Learning Center
TeleSAFE		

5. You can simply scroll down to find the webinar

OR

Select “refine search”. A box will appear where you can enter the name of the webinar. You do not need to enter the complete name.



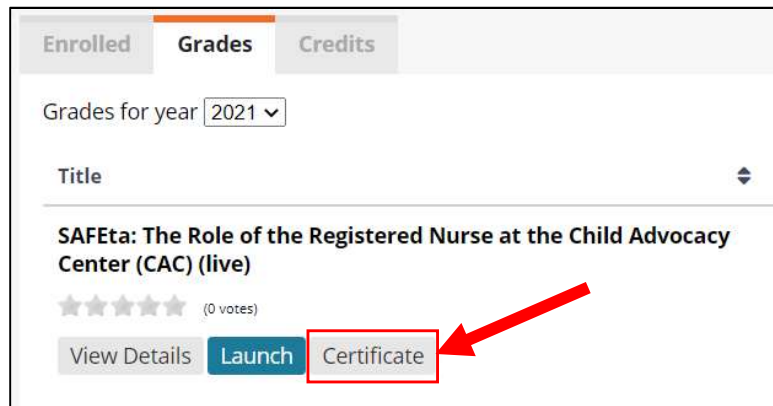
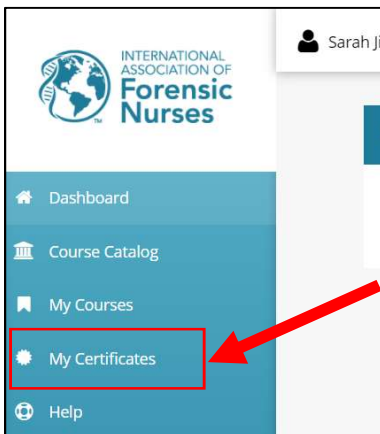
6. Look for the webinar that you just attended with “(webinar)” at the end of the title (example – “SAFEta: The Role of the Registered Nurse at the Child Advocacy Center (webinar)”)

7. Click launch at the top of the screen and the webinar will open up.



8. Once the webinar has been viewed in its entirety, select next at the top of the screen. It will take you to the evaluation. Complete the evaluation.

9. The certificate will be emailed to you but you can also go to my certificates to print your CE certificate.



For any issues, please contact Sarah Jimenez-Valdez, sarahjv@forensicnurses.org.